0 611 223 703
Issue / Stand 01-07-27

Fig./Abb. 1

Änderungen vorbehalten
Modifications reserved
Modifications reservées
Salvo modificaciones

● = Pos. 897 1 617 000 224 ohne Fettube
1 617 000 224 without grease tube
● = Pos. 898 1 617 000 225 mit 3 Fettuben á 45ml
1 617 000 225 with 3x 45ml grease tubes
Bitte Schmierhinweise beachten!
Please note lubrication instructions!

1 619 973 063

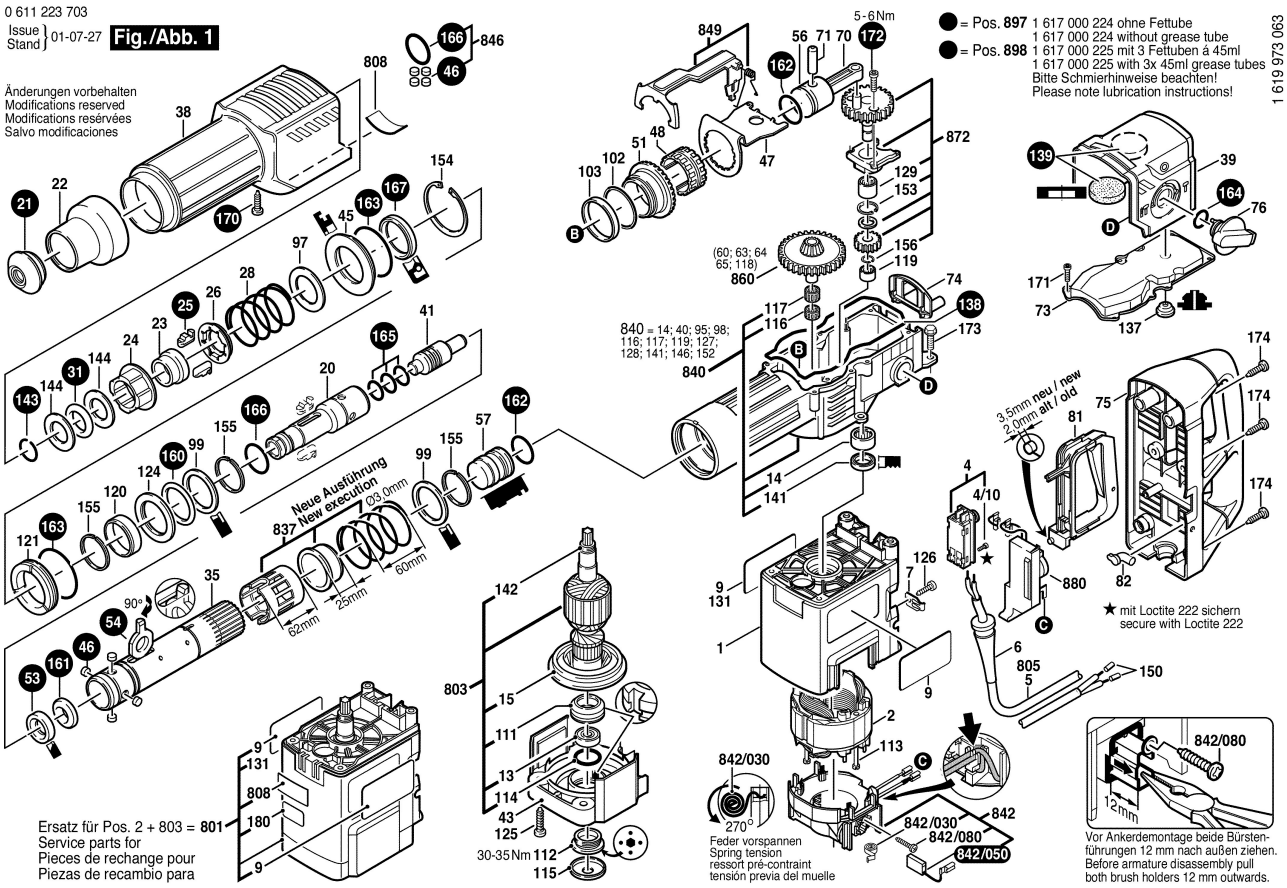

Ersatz für Pos. 2 + 803 = 801
Service parts for
Pieces de rechange pour
Piezas de recambio para

0 611 223 703
Issue / Stand 01-07-27

Fig./Abb. 2

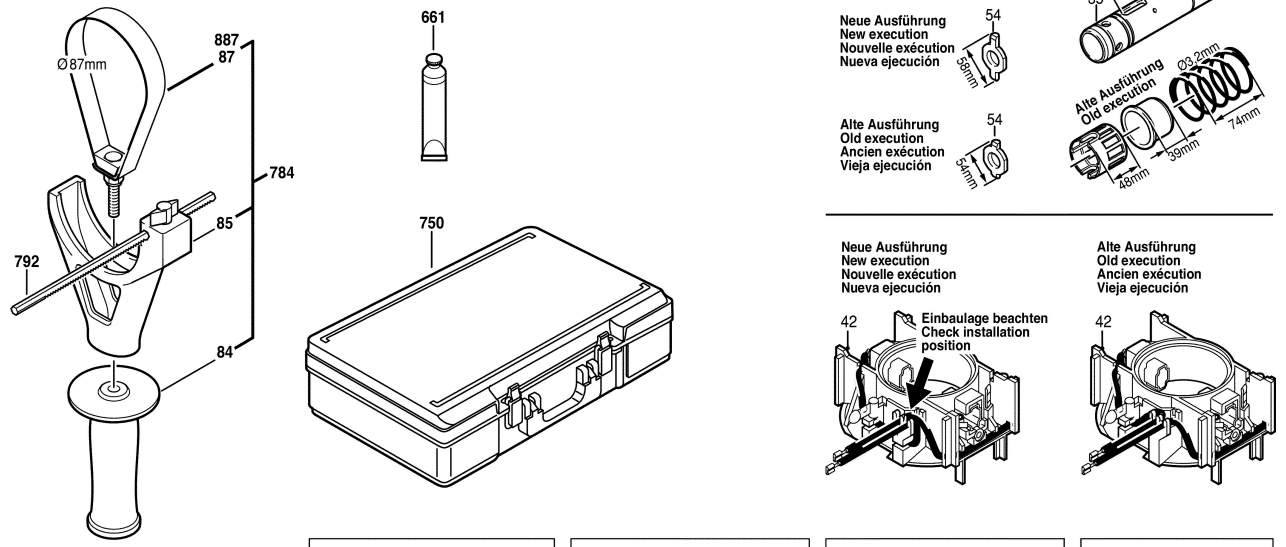

Vor Ankerdemontage- und Montage beide Bürstenhalter 12 mm nach außen ziehen.
For armature disassembly and assembly pull the brush holder 12 mm outwards.

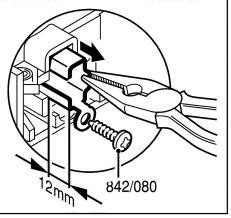

Anker ausbauen. Remove armature.

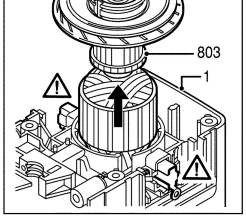

Nach der Ankermontage Bürstenhalter nach innen drücken und festschrauben.
After armature assembly, press in the brush holder and tighten the screw.

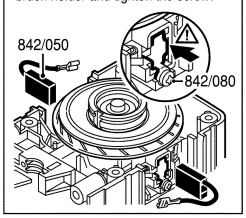

Litzen beider Kohlebürsten um 180° drehen.
Turn both the Brush wires 180° as shown.

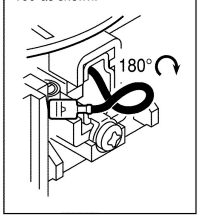

Änderungen vorbehalten
Modifications reserved
Modifications reservées
Salvo modificaciones