0 611 316 703; 743
Issue / Stand } 14-09-22 **Fig./Abb. 1**

Modifications reserved
Änderungen vorbehalten
Modifications resérvées
Salvo modificaciones

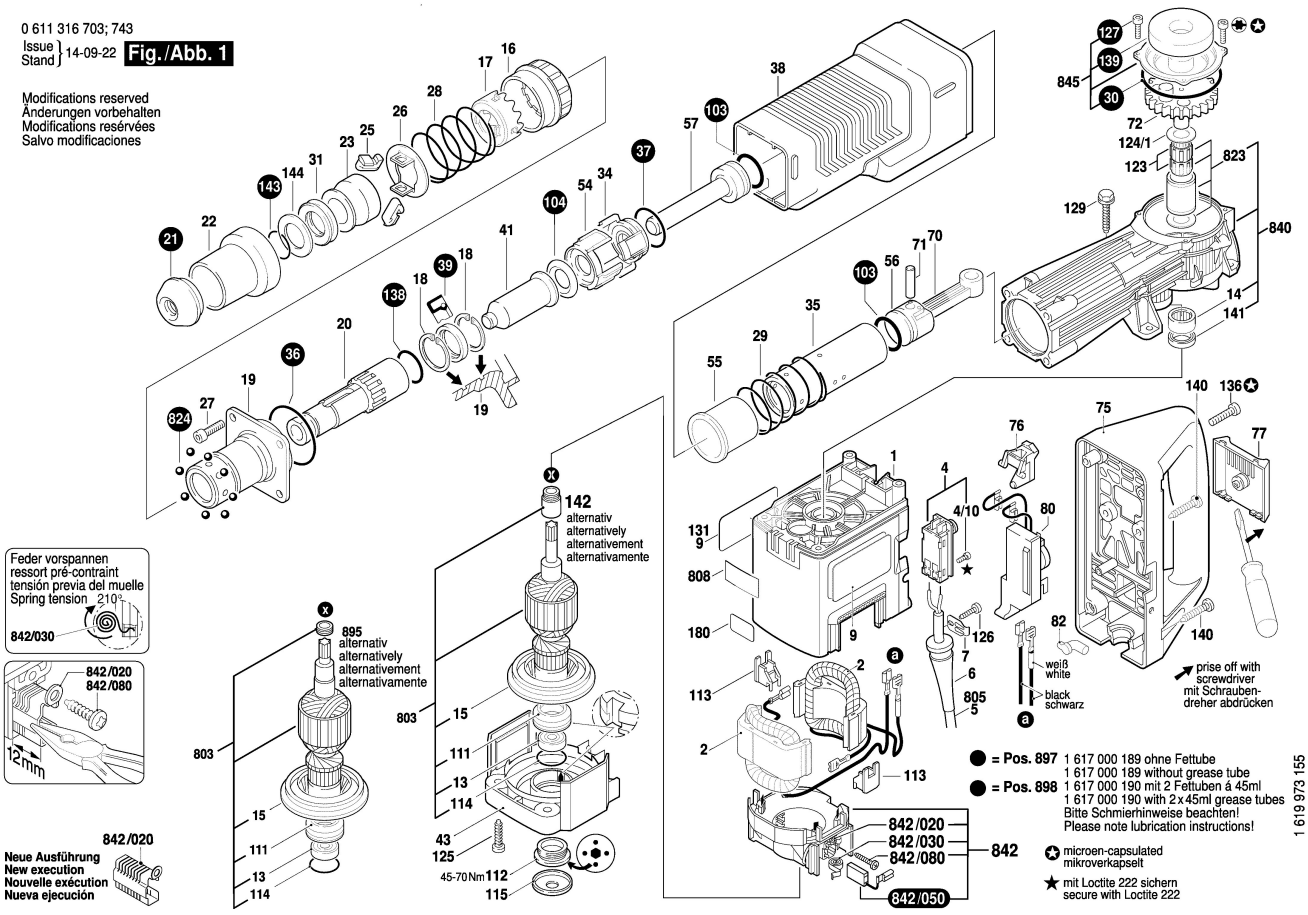

0 611 316 703; 743
Issue / Stand } 14-09-22 **Fig./Abb. 2**

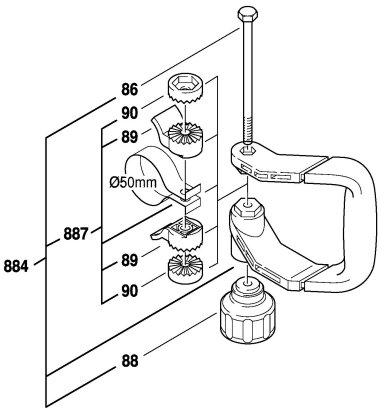

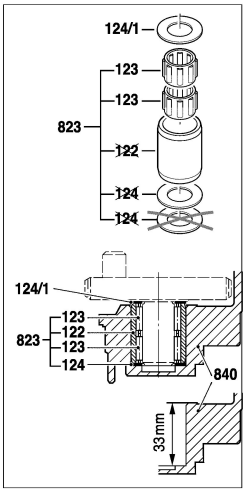

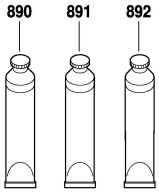

Änderungen vorbehalten
Modifications reserved
Modifications resérvées
Salvo modificaciones

Vor Ankerdemontage- und Montage beide Bürstenhalter 12 mm nach außen ziehen.
For armature disassembly and assembly pull the brush holder 12 mm outwards.

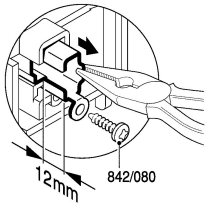

Anker ausbauen. Remove armature.

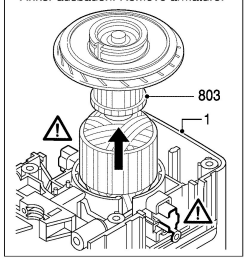
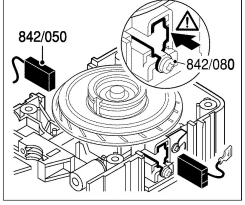
Nach der Ankermontage Bürstenhalter nach innen drücken und festschrauben.
After armature assembly, press in the brush holder and tighten the screw.