0 611 317 739
Issue / Stand } 14-04-02 **Fig./Abb. 1**

Modifications reserved
Änderungen vorbehalten
Modifications resérvées
Salvo modificaciones

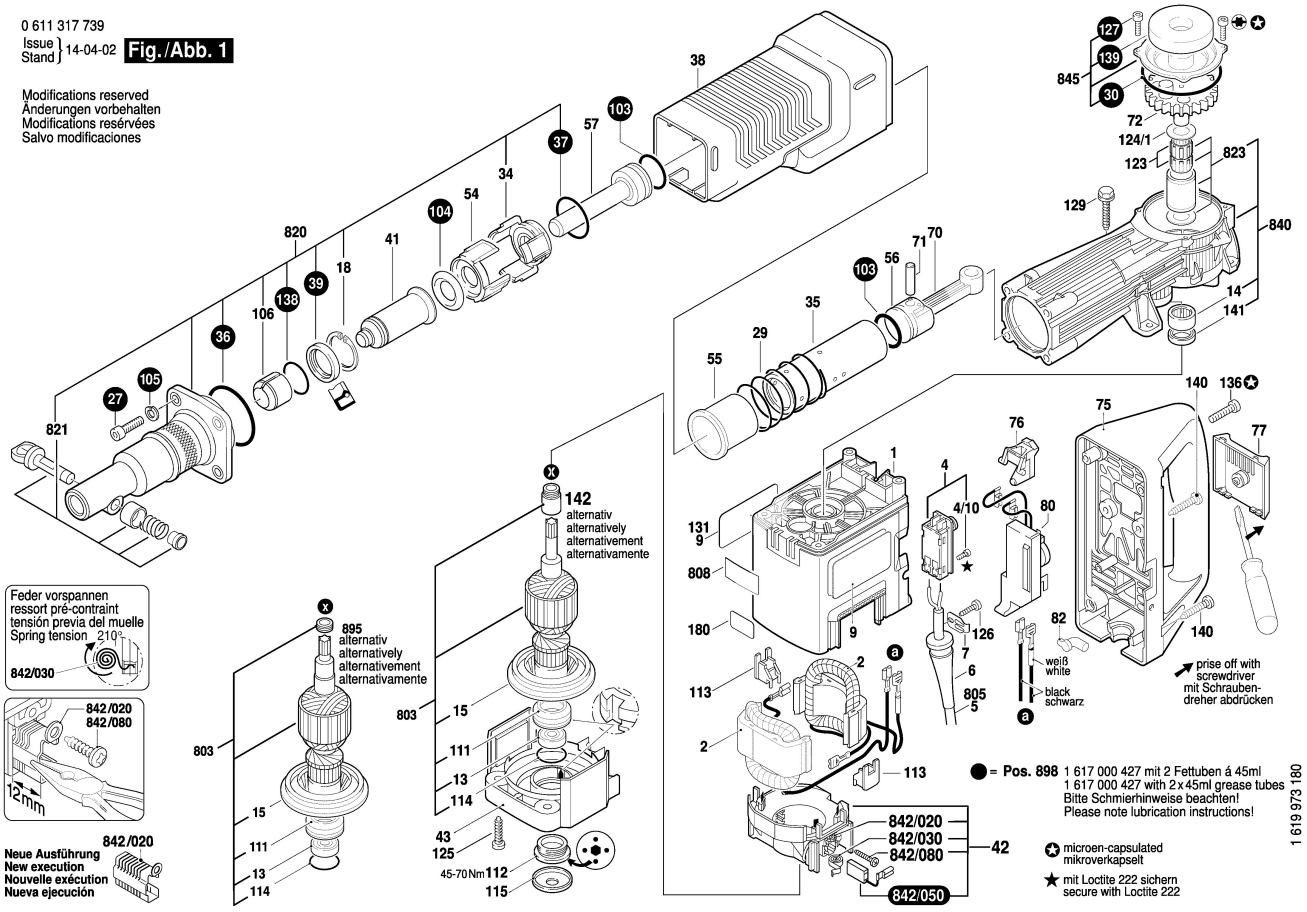

0 611 317 739
Issue / Stand } 14-04-02 **Fig./Abb. 2**

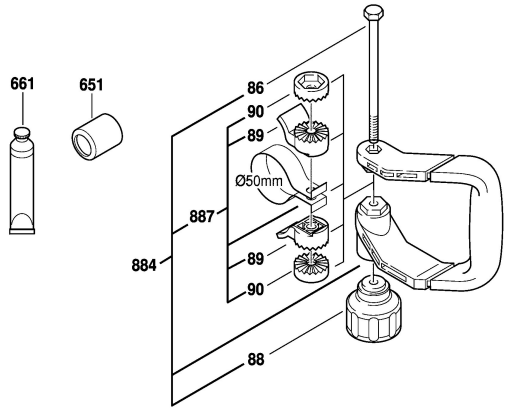

For armature disassembly and assembly pull the brush holder 12 mm outwards.
Vor Ankerdemontage- und Montage beide Bürstenhalter 12 mm nach außen ziehen.

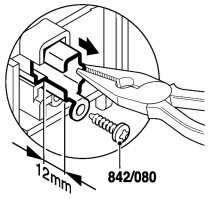

Remove armature. Anker ausbauen.

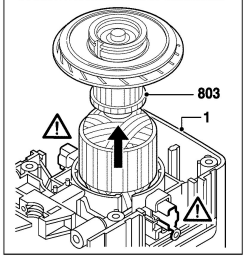

After armature assembly, press in the brush holder and tighten the screw.
Nach der Ankermontage Bürstenhalter nach innen drücken und festschrauben.

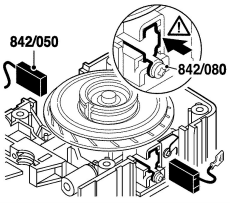

Modifications reserved
Änderungen vorbehalten
Modifications resérvées
Salvo modificaciones